

Available from:
FILQUIP Pty Limited

5/126 Compton Rd, Underwood,
Qld 4119 Australia

Ph: +61 7 3208 3499 Fx: +61 7 3208 3449

Email: sales@filquip.com.au
www.filquip.com.au

Grit Separator GRITSEP® DS



THE BEST SELLING GRIT SEPARATOR

GRITSEP® DS Grit Separators consist of an inclined screw conveyor with a large volume loading and sedimentation hopper including a water inlet and outlet spout, a shaftless screw housed in a trough, a low-friction anti-wear trough liner, a trough cover, an outlet spout for solid particles, and a drive unit mounted at the outlet end.

Water to be cleaned flows through the inlet spout of the GRITSEP® DS Grit Separator into the decanting hopper where sedimentation of solid particles takes place.

Low screw rotation speed improves sedimentation and sees to conveying and discharging of de-watered grit and sand through the upper outlet. Clean water exits through the side discharge spout of the hopper.

Technical Features


- Hopper manufactured from stainless steel (304L or 316L)
- Shaftless screw made up from sections of heavy-duty spiral, either in wear-resistant carbon steel or stainless steel (304 or 316)
- Trough manufactured from stainless steel and lined with stainless steel bolted wear bars
- Liquid throughput: from 18 m³/h up to 130 m³/h
- Solids throughput: from 0.22 m³/h up to 1.3 m³/h
- ATEX GAS II Motors available




Flow Slowing Device



Sand Washing



Emptying Valve

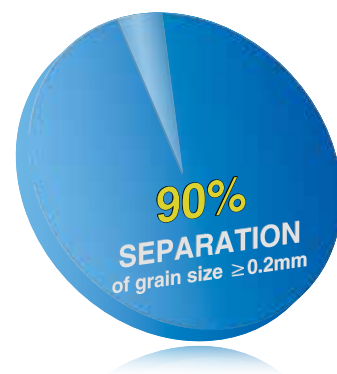


Air Injection

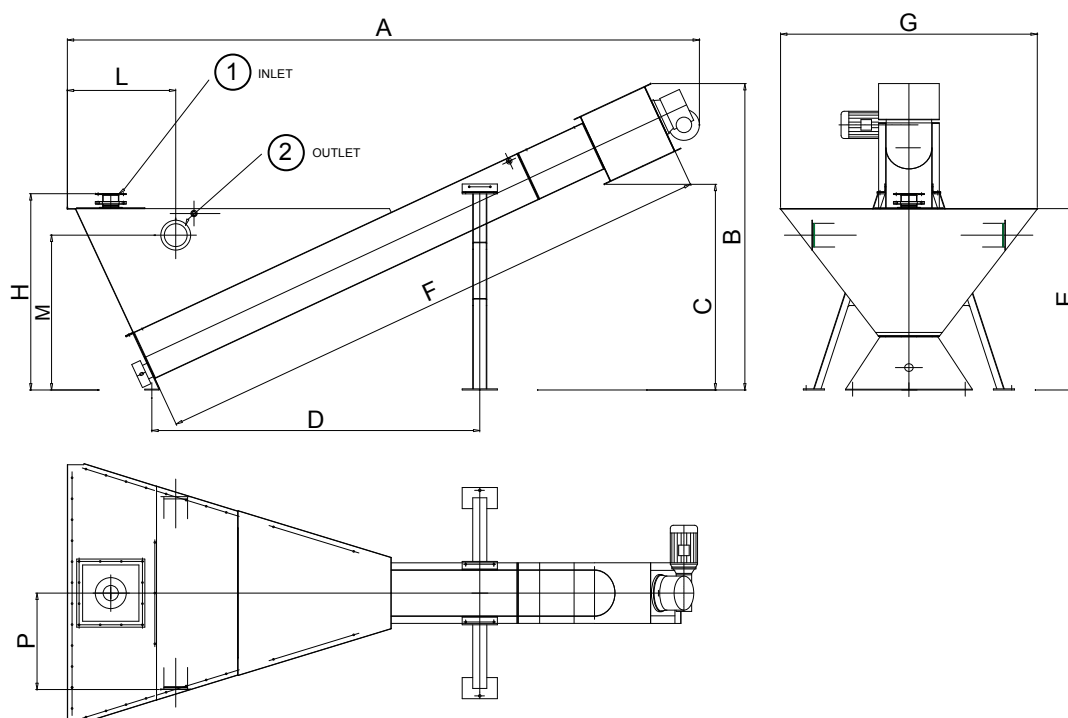
MODEL	Flow Rate (m ³ /h)	Installed Power kW	Hopper Capacity (m ³)	Average Sand Extraction (dm ³ /s)
DS 400	18	0.55	0.45	0,06
DS 1000	30	0.55	0.71	0,08
DS 2000	80	0.55	1.95	0,08
DS 3400	100	0.55	2.94	0,08
DS 4000	130	1.5	3.9	0,36

Benefits

- ✓ High separation performance;
- ✓ Trough liner design facilitates quick and easy replacement;
- ✓ Low installation, operation and maintenance costs.
- ✓ Absence of bearings under liquid level



Overall Dimensions



MODEL	A	B	C	D	E	F	G	H	L	M	P	Flange ① UNI	Flange ② UNI
DS 400*	3,710	2,020	1,450	1,995	1,390	3,365	1,215	1,490	490	1,270	650	DN80PN10	DN100PN10
DS 1000	4,490	2,170	1,460	2,330	1,290	4,000	1,830	1,400	770	1,100	685	DN100PN10	DN150PN10
DS 2000	5,480	2,580	1,850	3,215	1,650	5,00	2,396	1,805	765	1,400	980	DN125PN10	DN200PN10
DS 3400	6,485	3,015	2,320	3,180	2,038	6,015	2,410	2,190	790	1,844	1,090	DN200PN10	DN250PN10
DS 4000	6,590	3,090	2,370	3,960	2,180	6,015	2,510	2,330	865	1,985	1,140	DN400PN10	2x DN250PN10

* Transport system in tubular screw

For reference only: for detailed drawings please contact the Manufacturer

Dimensions in mm

Accessories

- Endless Tube
- Solenoid Valves
- Bag Clamping System

Application



Available from:
FILQUIP Pty Limited

5/126 Compton Rd
Underwood Qld 4119
Australia
Phone: +61 7 3208 3499
Fax: +61 7 3208 3449
Email: sales@filquip.com.au
www.filquip.com.au



203001065 May 2015 Rights reserved to modify technical specifications.



www.wamgroup.com